

SC

Mast climbing work platform **Centum SC10000**

The SC10000 is the most powerful addition to Scanclimber's mast climbing work platforms. Launched on the occasion of Finland's 100th Independence Day, the machine is named 'Centum'. The rack and pinion driven Centum is probably the strongest mast climber in the market of vertical access solutions. It is a perfect choice for heavy-duty façade works requiring a large platform size. Centum can be used in a single or a twin mast configuration, depending on the required payload capacities and platform lengths.



SCANCLIMBER[®]
by Tractel[®]

Centum SC10000



Stable and secure, offering a payload capacity of up to 10 tonnes

THE RACK AND PINION DRIVEN SC10000 mast climbing work platform, is a heavyweight lifting machine and working platform – all in one package. It is well-suited for any heavy-duty façade works requiring high capacity – whether for new construction or restoration.

Loading Capacity

AS A SINGLE MAST version, the SC10000 has a maximum loading capacity of 6000 kg. In its twin mast version, the capacity can exceed a whopping 10000 kg. The single mast configuration gives a maximum platform length of 20.1 m and a payload capacity of slightly over 1800 kg. When using a twin mast, the platform length can safely reach up to 48.6 m, at which the loading limit is still 1500 kg. Following the standard anchoring procedure at constant intervals, a mast height of 150 m is possible –and even higher by request.

Safety Features

SCANCLIMBER'S MCWPS are incorporated with safety features such as railings surrounding the platform, fastening points for safety harnesses, a centrifugal safety brake and so on; all ensuring worker safety and maintaining good work ergonomics. All Scanclimber mast climbers are safety approved.

Modular Design provides compatibility

MANY OF THE SC10000 MODULES and parts, like platform sections, railings, chassis and masts are modular and compatible with other Scanclimber mast climbers. This means savings and economies of scale if you already have some Scanclimber machines in use.

Our mast climbers' modular build means that also Centum is:

- Easily assembled and erected
- Quickly transported to the desired location
- Easily dismantled after use
- Space efficient for storage

Improved productivity and ergonomics for heavy duty tasks

Drive Unit


THE SC10000 IS A ROBUST lifting machine with a rack and pinion driven work platform. It has the strongest drive unit in the product family, consisting of two 7.5 KW motors. This machine is an ideal choice for heavy duty façade works and for projects requiring an extra-large platform size at demanding heights. Materials and personnel can be lifted to the desired working height swiftly, safely and easily. For such high payloads and platform lengths, having a lifting speed of 7 m/min makes Centum a very productive and time efficient solution. Using an MCWP also increases productivity by a third, in the sense that two people working on the platform can yield the same result as four people working on traditional scaffolding.

Applications

HEAVY DUTY FAÇADE WORKS at greater heights have become the norm in the construction industry. Centum is a perfect fit for such operations, while maintaining work ergonomics. The platform can also be equipped with weather covers to combat rain, snow and other challenging conditions. The most effective applications for a heavy machine like Centum are in:

- Bricklaying & tiling
- Façade renovations
- Chimney repair & maintenance
- Painting & plastering
- Balcony renovations
- Window installations
- Dock work






1



2



3



4



5



6

Details

Anchors

1 **SCANCLIMBER'S CENTUM** is mounted with maxi anchors, which are much stronger and stable in comparison to traditional anchors. An extra strong anchor allows an anchoring distance of up to 18 meters. This speeds up the whole mast erection process.

Chassis

2 **THE SC10000 IS AVAILABLE** with a wheel chassis or a mini chassis. The wheel chassis can be moved around the worksite under its own electric motor power or using towing bars. It also has swiveling telescopic outriggers that can be adjusted to several positions to support the mast climbing work platform. The outriggers allow the machine standing on the wheel chassis to be erected without anchoring.

Extensions

3 **SCANCLIMBER'S PLATFORM** extensions help in reaching the gaps and corners of a building which are inaccessible by just the MCWPs. These extensions are adjustable and can extend the platform

width up to 6 meters. They are available in four sizes; 2.6–6 m, 0–2.5 m and 0–1.8 m. These extensions help to work behind and around corners which were previously out of reach. There is also a special bricklaying extension; a platform that can be lowered 70 cm below the actual platform level, so ensuring the materials on the platform are at a comfortable height for workers. This significantly improves the work ergonomics.

Sliding deck extension (SDE)

4 **THE SLIDING DECK EXTENSION** is an add-on that transforms a standard MCWP in to a dynamically aligning platform, outreaching its range. SDE is capable to slide horizontally in and out from the main platform. This extension comes in handy when an MCWP is used on buildings that have a complex façade.

All reach extension (ARE)

5 **AN ARE IS A FREELY** moving diagonal platform on the main platform that can slide in and out by 5 meters. It can also slide along the platform and slews by 90 degrees. This platform

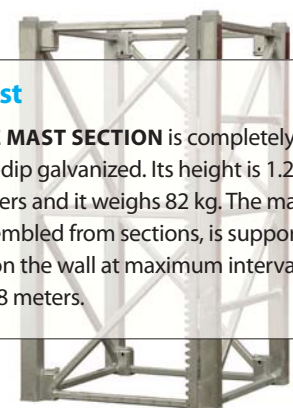
extension comes into play when the façade work includes uneven surfaces and complex corners inaccessible with a standard MCWP.

Hinged platform extension (Snake)

6 **THE SNAKE** is a hinged platform system that can be used with the SC10000. The platform moves like a snake in the horizontal plane forming into just about any shape. Each of the Snake's platform sections (up to 8 units) can be steplessly adjusted to ± 45 degrees. The platform can also be easily adjusted from the platform level during work. The Snake is suitable for working on curved, conical and other varying wall surfaces.

Mast

THE MAST SECTION is completely hot-dip galvanized. Its height is 1.25 meters and it weighs 82 kg. The mast, assembled from sections, is supported on the wall at maximum intervals of 18 meters.



Technical Data



	Single mast SC10000	Twin mast SC10000
Max. platform length / loading capacity	4.1 m / 6000 kg 7.3 m / 5600 kg 10.5 m / 5300 kg 13.7 m / 4000 kg 16.9 m / 3100 kg 20.1 m / 1800 kg	15.8 m / 10200 kg 19 m / 10400 kg 24.6 m / 8800 kg 30.2 m / 6600 kg 35 m / 5600 kg 40.6 m / 4300 kg 48.6 m / 1500 kg
Max. freestanding height		
- with extended outriggers on both sides	9–19 m*	9–18 m*
- with extended outriggers on one side	9–15 m*	9–15 m*
Max. height with top anchor	25 m	25 m
Max. height with mast anchored	150 m	150 m
Distance between anchors	18 m	18 m
Lifting speed	8 m / min	8 m / min
Mast section, hot-dip galvanised	1.25 m / 82 kg	1.25 m / 82 kg
Electric system		
- lifting motors	2x400 V/50 Hz/5.5 kW, 3 Phase/32 A	4x400 V/50 Hz/5.5 kW, 3 Phase/32 A
- drive motor	400 V/1.1 kW	2x400 V/1.1 kW
Safety devices		
- overspeed safety brake	◆	◆
- emergency stop and limit switches	◆	◆
- electromagnetic brake	◆	◆
- phase sequency relay	◆	◆
- residual current device	◆	◆

* depending on the platform length



Scanclimber is the world's technology leader in mast climbing equipment for installations. The company has its corporate head office in Pirkkala, Finland, and manufacturing in Gniezno, Poland. The company employs more than 200 people worldwide. Scanclimber creates value for its customers with high quality,

SCANCLIMBER®
by Tractel®

Scanclimber Oy, Turkkirata 26, FI-33960 Pirkkala | www.scanclimber.com
Tel. +358 10 680 7000, Fax +358 10 680 7033

Authorised partner
DEJONG HOISTS (Australia)
Phone + 61 8 9241 6000
Fax + 61 8 9248 3244
Email info@dejonghoists.com.au
www.dejonghoists.com.au

